

Pulse Generator for the Industry


Transit Time Sensors from wenglor

Pioneering

in the Field of Optical Sensor Technology




WinTec: wenglor Innovation




Reliable detection of all objects

WinTec also detects objects with black surfaces, even in extremely inclined positions.



Reliable for glossy surfaces

WinTec is insensitive to gloss in the background and assures reliable switching performance for reflective surfaces and reflectors within the working range.



Quick and accurate detection of edges

Edges are even accurately detected at high process speeds. This is assured by the small laser spot and the high switching frequency of up to 1000 Hz.



As an internationally established technology leader for individual sensor concepts and series applications, wenglor's products are unparalleled with regard to **quality, precision and performance**. Amongst others, these include High-Performance Distance Sensors which function in accordance with the transit time measurement principle and make use of trailblazing technological solutions that detect objects regardless of color, degree of gloss, surface characteristics and inclination angle.



Protection against reciprocal influence

WinTec makes it possible to install sensors directly next to each other, and even directly opposite each other, without any reciprocal influence.



Use at extreme temperatures

Transit Time Sensors with WinTec are switched and perform measurement flawlessly even at extreme temperatures of down to -40°C .




Responding Quickly and Precisely Even at Distances of up to 1000 mm and in Extremely Inclined Positions

Where checking for presence and position monitoring in tight spaces are concerned, **the world's smallest Transit Time Sensor**, namely the P1KY001, is distinguished by its minimal housing size and, relative to its compact format, an enormous working range of 1000 mm. The high-performance triple-dot laser even detects black and glossy objects with unsurpassed precision at a switching frequency of 1000 Hz.

- Miniature format: 22 × 32 × 12 mm
- Working range: 0 to 1000 mm
- 2 switching outputs (antivalent)
- Switching frequency: 1000 Hz
- Temperature range: -40 to +50° C




WinTec



Woodworking Industry

Transit Time Sensors with WinTec accurately detect the edges of wooden panels, even at high process speeds.



Automotive Industry

At manual workstations as well as in fully automated assembly systems, Transit Time Sensors with WinTec check for the presence of objects and conduct position monitoring tasks.



Logistics

Integrated into shuttles, the sensor with dimensions of just $22 \times 32 \times 12$ mm detects objects regardless of color and surface characteristics, as well as degree of gloss and angle.



Newest laser technology: triple-dot laser

- Homogenous light spot
- Laser class 1
- Precise object detection
- Very good edge definition



LED display

for power, switching status and error diagnostics



270° potentiometer
for simple, retraceable adjustment

Working range
1 000 mm

More information about the product at:
www.wenglor.com



WinTec. The Original.

WinTec type OY2P303A0135 and OY1P303P0189 sensors are amongst the world's highest performance Transit Time Sensors. Their reliable switching and measuring performance is even assured with glossy and light-absorbing surfaces at distances of up to 3000 mm and in extremely inclined positions. These unique capabilities for the implementation of a great variety of applications make them indispensable in all types of automation.



OY2P303A0135 for reliable switching

- Working range: 0 to 3000 mm
- 2 switching outputs (antivalent)
- Switching frequency: 1 000 Hz
- Teach-in function

OY1P303P0189 for precision measurement

- Working range: 50 to 3050 mm
- Analog output (0 to 10 V/4 to 20 mA) and 2 independent switching outputs
- Switching frequency: 250 Hz
- RS-232 interface
- OLED display



Plastics Industry
Plastic bottles in inclined positions with reflective surfaces are reliably detected and counted by WinTec Transit Time Sensors.



Packaging Industry
Several Transit Time Sensors detect products before they're inserted into the packaging and further transported.



Tyre Industry
Whether checking for presence or position monitoring is involved: sensors with WinTec efficiently control the production of vehicle tyres.

Compact design
(50 × 50 × 20 mm)

Temperature range
-40 to +60° C

Laser class 1
emitted light can be switched off

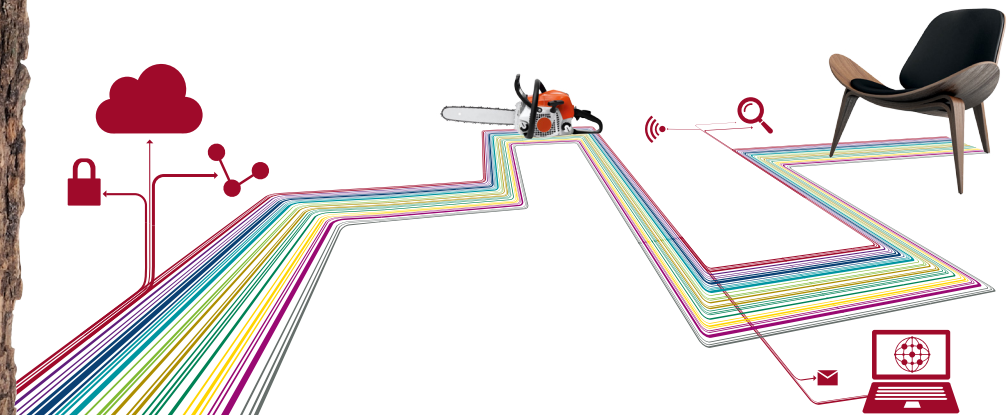
LED display
for power, switching status
and contamination

More information about the product at:
www.wenglor.com



Shaping **Industry**. Witnessing the **Future**.

Transit Time Sensors with IO-Link or Industrial Ethernet interface make tomorrow's industry applications possible today. Intelligent sensors transmit information concerning position, presence and completeness of the respective objects to other system participants. OY2TA sensors with Power over Ethernet significantly reduce wiring effort by using just a single cable for supply power as well as for data transfer.



OY1P303P0102

- Compact dimensions:
50 × 50 × 20 mm
- Working range: 0.05 to 3.05 m
- 2 independent switching outputs
- Analog output (0 to 10 V/4 to 20 mA)
- IO-Link interface
- Switching frequency: 250 Hz
- Temperature range: -40 to 50° C

OY2TA104P0150x

- Compact dimensions:
55 × 81 × 30 mm
- Working range: 0.1 to 10.1 m
- Power over Ethernet
- Integrated web server
- PROFINET, EtherNet/IP™
or EtherCAT interface
- IP68 protection



Logistics

Autonomous transport vehicles move goods reliably from A to B in the smart factory. Transit Time Sensors with WinTec assure that the vehicles approach the loading stations safely.



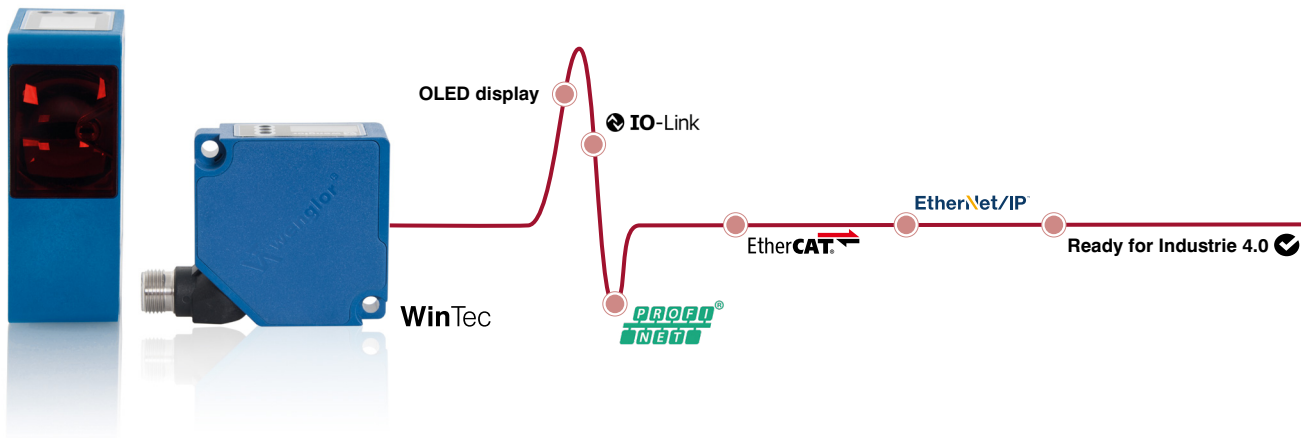
Printing and Paper Industry

Transit Time Sensors are used in automated printing systems for web break and slack monitoring.



Automotive Industry

Transit Time Sensors accurately measure stack height while car doors are being stacked. As soon as a certain height is reached, the sensors transmit a signal to the controller.



Precision Over Long Distances

wenglor's high-performance Transit Time Sensors are switched and conduct measurements at distances of up to 100 meters. Even at great distances, color, shape and surface characteristics of the object have no influence on measurement results. Even dark objects are reliably detected at considerable distances. Emitted light can be switched off in a targeted fashion for specific process steps in order to assure safety and error-free production. For example, this makes it possible to mount the sensors on moving parts of robots.



OY1TA/Y1TA

- Working range: 0.1 to 10.2 m
- Laser class 1 or 2

X1TA

- Working range from 0.1 to 100.2 m with reflector
- Laser class 1



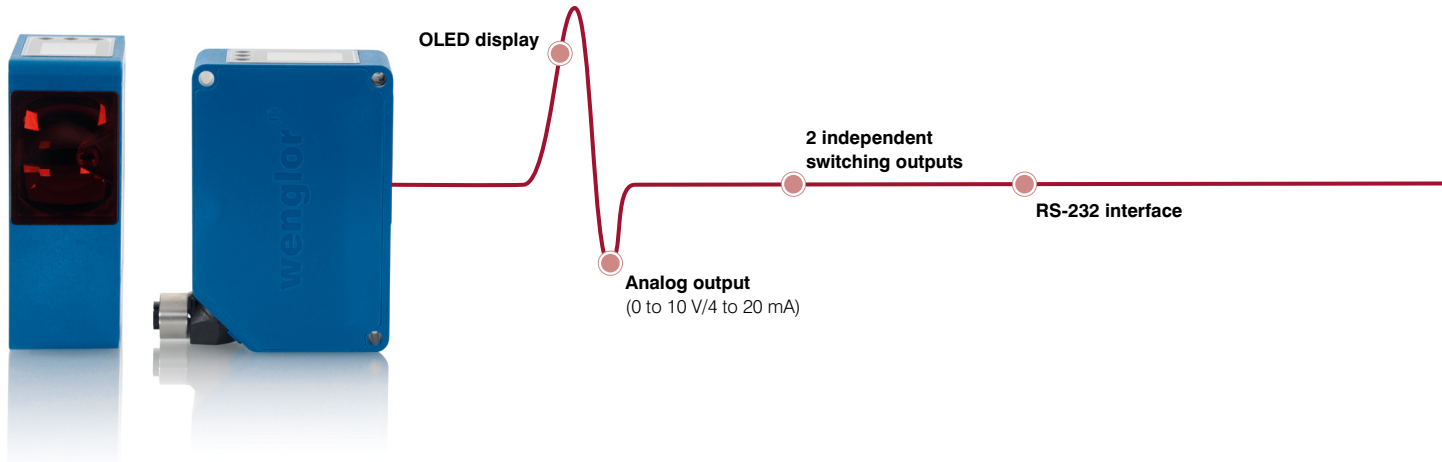
Metalworking Industry

Transit Time Sensors measure the diameter of the aluminum coil during the uncoiling process. The sensor transmits a signal to the controller as soon as the actual diameter is less than the specified tolerance.

Woodworking Industry
Type Y1TA Transit Time Sensors measure wooden panel stack-height regardless of color and surface characteristics.

Automotive Industry

Transit Time Sensors monitor the distance between the skids on an electric overhead conveyor and transmit signals to the controller in order to slow down or stop motion.



More information about the product at:
www.wenglor.com



Upper Range Limit

Interface

1K housing




IO-Link

1K housing




IO-Link

1P housing



IO-Link
RS 232

TA housing





RS 232
Profinet
EtherCat
EtherNet/IP™

Connection Type

Switching Output


Light Source





Spot



 Plug: M8 × 1
 Cable end: M12 × 1

 2 ea., programmable

 Laser (infrared) class 1



 Dot




 Plug: M8 × 1
 Cable end: M8 × 1
 Cable end: M12 × 1
 Cable: 2 m

 2 ea., antivalent
 2 ea., programmable

 Laser (red) class 1

 Triple dot





 Plug: M12 × 1
 Cable end: M12 × 1

 2 ea., antivalent
 2 ea., programmable
 Configurable analog output

 Laser (red) class 1

 Dot


 Plug: M12 × 1

 2 ea., antivalent
 2 ea., programmable
 Configurable analog output
 Industrial Ethernet

 Laser (red) class 1

 Dot





wenglor **System Components**

wenglor System Components are used to mount, integrate and connect Transit Time Sensors. In order to meet demanding requirements for durability and hygiene, protective housings additionally expand the range of applications and increase system availability.



wenglor
the innovative family

www.wenglor.com