

Data Sheet for Linear Sensors

Inductive Linear Transducer

Series EVT



- Robust miniature design
- Measuring strokes from ± 0.65 to ± 12.5 mm
- In 2 designs as probe or loose core:
 - "L" version with loose core
 - Without "L" as probe
- High degree of protection and optionally pressure-tight:
 - "W" versions IP68, optional pressure-tight ≤ 35 bar
 - without "W" in IP64
- Up to $\pm 0.1\%$ linearity
- On request increased temperature range up to 600°C

The inductive displacement sensors of the EVT series are available with loose core or as probe with spring return, both in IP64 or IP68. Additionally the IP68 versions are available in pressure-tight design up to max. 35 bar.

Electrical Data	EVT / EVT-W / EVT-L / EVT-LW						
	0,6	1	2	5	7	10	13
Effective electrical travel in mm	$\pm 0,65$ (1,3)	± 1 (2)	$\pm 2,5$ (5)	± 5 (10)	$\pm 7,5$ (15)	± 10 (20)	$\pm 12,5$ (25)
Independent linearity (best straight line) 1.)	$\pm 0,5\%$ ($\pm 0,25\%$)			$\pm 0,5\%$ ($\pm 0,25\%$ / $\pm 0,1\%$)		$\pm 0,5\%$ ($\pm 0,25\%$)	
Sensitivity mV/V/mm EVT (probe IP64)	--	--	193	365	502	576	775
Sensitivity mV/V/mm EVT-W (probe IP68)	--	143	375	320	435	567	773
Sensitivity mV/V/mm EVT-L (lose core IP64)	43	--	193	365	502	576	775
Sensitivity mV/V/mm EVT-LW (lose core IP68)	--	143	375	320	435	567	773
Theoretical resolution 1.)	Almost infinite						
Backlash (Hysteresis) 1.)	< 0,01 mm						
Supply voltage	nom. 5 V rms, 5 kHz (0,5..7 V rms, 2..10 kHz)						
Output load	100 kOhm						
Temperature coefficient	$\pm 0,01$ % F.S./ $^\circ\text{C}$						

Mechanical and Environment Data	EVT / EVT-W / EVT-L / EVT-LW						
	0,6	1	2	5	7	10	13
Mechanical stroke (mm) 1.)	See drawing						
Lifetime (90% effective electrical travel) 2.)	Almost infinite						
Operational force @ RT 1.) 2.) for probe versions EVT and EVT-W	--	1,3 N @13 mm	1 N @12 mm	1,1 N @12 mm	1,1 N @15 mm	1,4 N @19 mm	1,4 N @22 mm
Spring rate EVT and EVT-W	--	1,2N/cm	0,9N/cm	0,8N/cm	0,6N/cm	0,4N/cm	0,4N/cm
Operational temperature	-20..+125 $^\circ\text{C}$ (higher temperature range on request)						
Storage temperature	-20..+125 $^\circ\text{C}$						
Protection grade (IEC60529)	IP64 (EVT, EVT-L) / IP68 (EVT-W and EVT-LW)						

Data Sheet for Linear Sensors

Inductive Linear Transducer

Series EVT

Mechanical and Environment Data	EVT / EVT-W / EVT-L / EVT-LW						
	0,6	1	2	5	7	10	13
Housing length EVT in mm	--	--	61	68	88	99	121
Housing length EVT-W in mm	--	58	69	76	98	110	132
Housing length EVT-L in mm	35	--	43	45	58	63	79
Housing length EVT-LW in mm	--	46	53	55	70	74	90
Mass in gram ca. EVT	--	--	26	30	34	40	48
Mass in gram ca. EVT-W	--	11	30	34	38	44	52
Mass in gram ca. EVT-L	14	--	16	18	20	26	34
Mass in gram ca. EVT-LW	--	20	22	24	26	34	42
Included in delivery	Probe or nut M3 x 0,5 or loose push rod						
Material housing	Steel nickel plated						
Material push rod	Stainless steel (Mu metal)						
Electrical connection	Round cable 2 m (optional pressure-tight only EVT-W / EVT-LW max. 35 bar)						

1.) According IEC 60393

2.) Determined by climatic conditions according to IEC 68-1, para. 5.3.1 without load collectives

Data Sheet for Linear Sensors

Inductive Linear Transducer

Series EVT

Order Code

Description

Selection: standard=black/bold, possible options=grey/cursive

Series:

EVT

Effective electrical travel:

±0.65 mm (only EVT-L)

0,6

±1 mm (only EVT-W and EVT-LW)

1

±2.5 mm

2

±5 mm

5

±7,5 mm

7

±10 mm

10

±12.5 mm

13

Design:

Probe with spring return IP64 (EVT)

-

Probe with spring return IP68 (EVT-W)

W

Loose core IP64 (EVT-L)

L

Loose core IP68 (EVT-LW)

LW

Independent linearity:

Standard ±0.5 %

Option ±0.25 (not for elctr. travel ±0.65 mm)

-

Option ±0.1 (only for elctr. travel ±1 and ±5 and ±7.5 mm)

L0,25%

L0,1%

Electrical connection:

Cable 2 m

Option cable length in m (max. 7 m)

-

Kx,xx

Option pressure tight:

≤35 bar (only "W" version)

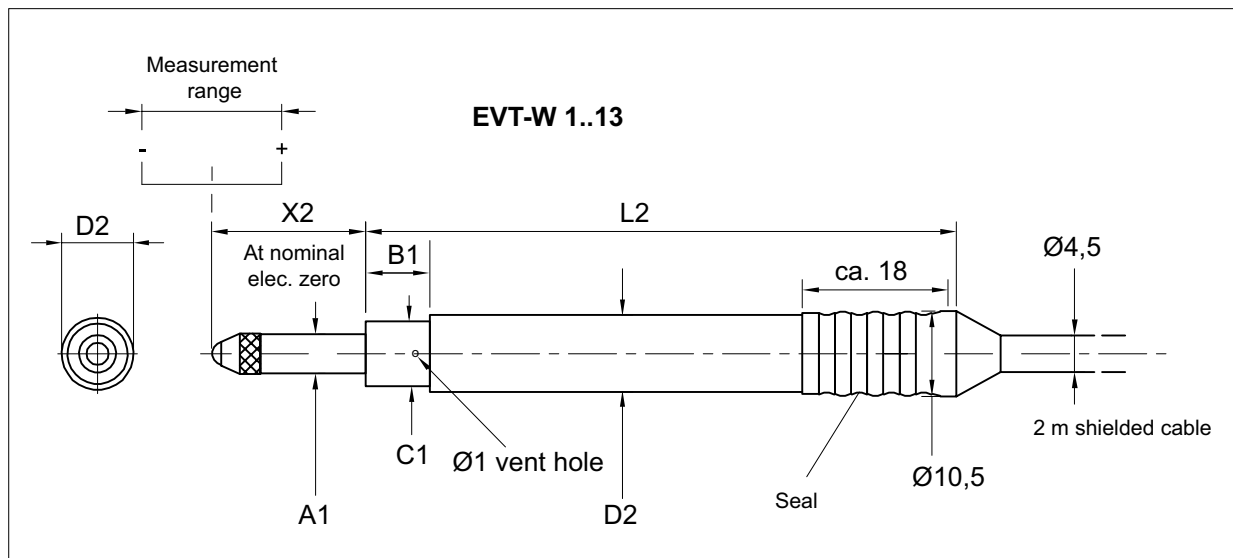
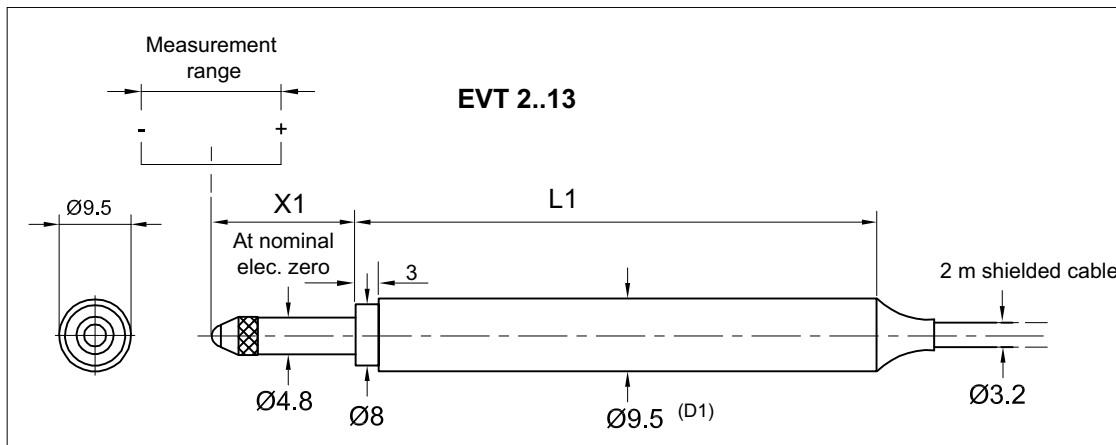
B35

For higher quantities or on-going demand, additional options are available as described below on request

For example:

- Cable assemblies with and without connector, versions with radial cable, cables up to 1000 m
- Extended temperature range up to 350°C for probe versions or up to 600°C for loose core versions
- Special probe, special axis length and much mores

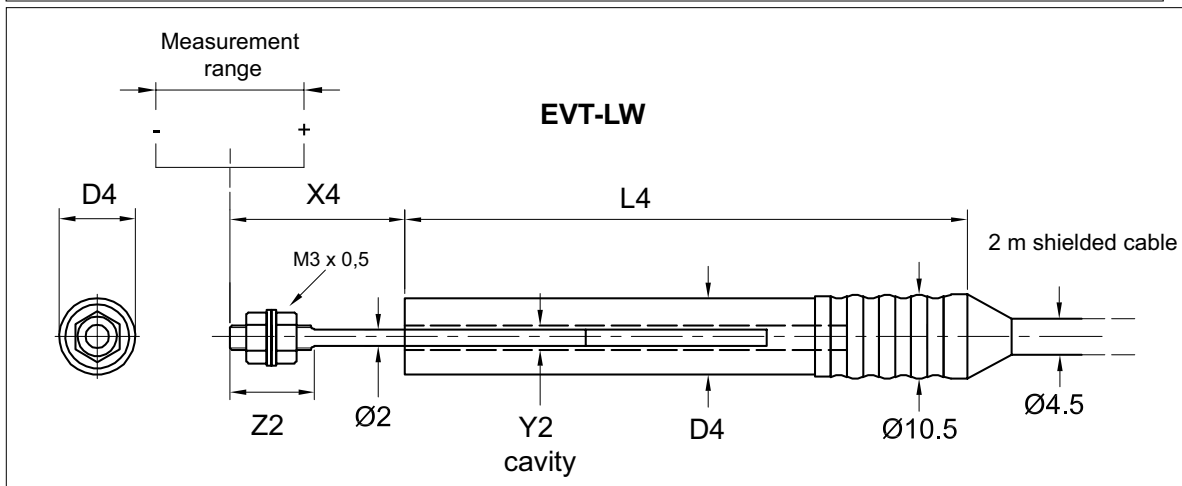
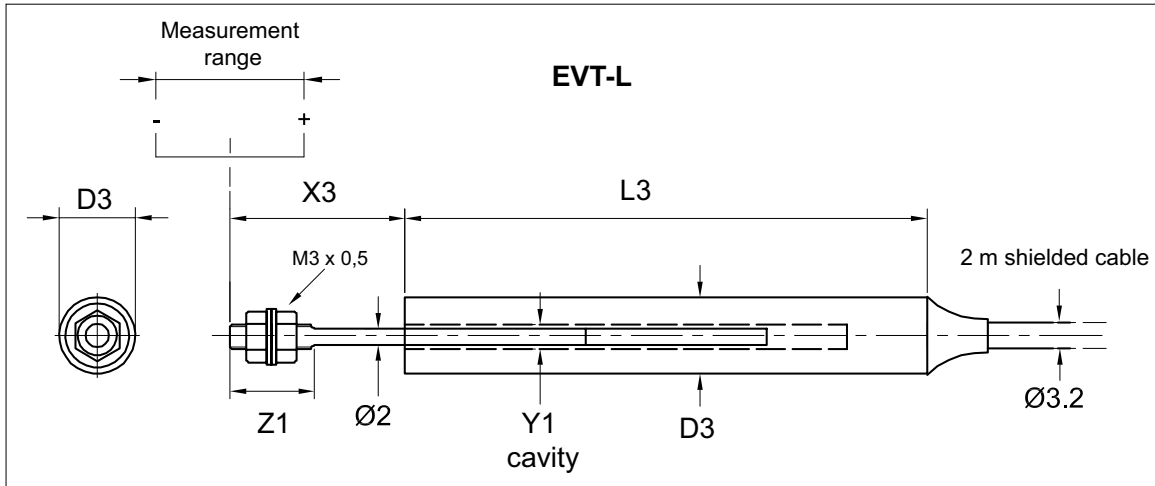
Drawing



Dimensions in mm

Dimensions	1	2	5	7	10	13
L1 housing length EVT [mm]	--	61	68	88	99	121
L2 housing length EVT-W [mm]	58	69	76	98	110	132
D1 housing EVT Ø [mm]	--	9,5	9,5	9,5	9,5	9,5
D2 housing EVT-W Ø [mm]	8	9,5	9,5	9,5	9,5	9,5
A1 rod Ø EVT-W [mm]	3,96	4,75	4,75	4,75	4,75	4,75
B1 length EVT-W [mm]	7,2	8	8	8	8	8
C1 Ø EVT-W [mm]	7	8	8	8	8	8
Effective electrical travel middle position [mm]	±1	±2,5	±5	±7,5	±10	±12,5
X1 middle position EVT [mm]	13	12	12	15	19	22
X2 middle position EVT-W [mm]	11,5	12,5	13,7	15,3	19	21,6
EVT inward over travel [mm]	0,9	1,9	0,8	1,1	2,5	2,5
EVT-W inward over travel [mm]	1	1,1	1,4	1,4	1,3	1,9
EVT outward over travel [mm]	1,5	1,5	1,6	1,6	1,3	1,3
EVT-W outward over travel [mm]	1,5	1,1	0,3	1,3	1,3	1,3

Drawing



Dimensions in mm

Dimensions	0,6	1	2	5	7	10	13
L3 housing length EVT-L [mm]	35	--	43	45	58	63	79
L4 housing length EVT-LW [mm]	--	46	53	55	70	74	90
D3 housing EVT-L Ø [mm]	9,5	--	9,5	9,5	9,5	9,5	9,5
D4 housing EVT-LW Ø [mm]	--	8	9,5	9,5	9,5	9,5	9,5
Z1 thread EVT-L [mm]	19	--	15	18	18	18	18
Z2 thread EVT-LW [mm]	--	13	14	19	19	19	19
Y1 cavity Ø EVT-L [mm]	3,17	--	2,9	2,9	2,54	2,54	2,54
Y2 cavity Ø EVT-LW [mm]	--	2,3	2,29	2,29	2,54	2,54	2,54
EVT-L effective elec. travel middle position [mm]	±0,65	--	±2,5	±5	±7,5	±10	±12,5
EVT-LW effective elec. travel middle position [mm]	--	±1	±2,5	±5	±7,5	±10	±12,5
X3 middle position EVT-L [±1 mm]	28	--	19	25	30	33	35
X4 middle position EVT-LW [±1 mm]	--	15,7	19,5	26,3	30	32,5	35
EVT-L inward over travel [mm]	7,9	--	1,3	1,5	3,9	4,4	4,3
EVT-LW inward over travel [mm]	--	2,0	1,5	2,9	4	3,9	3,9

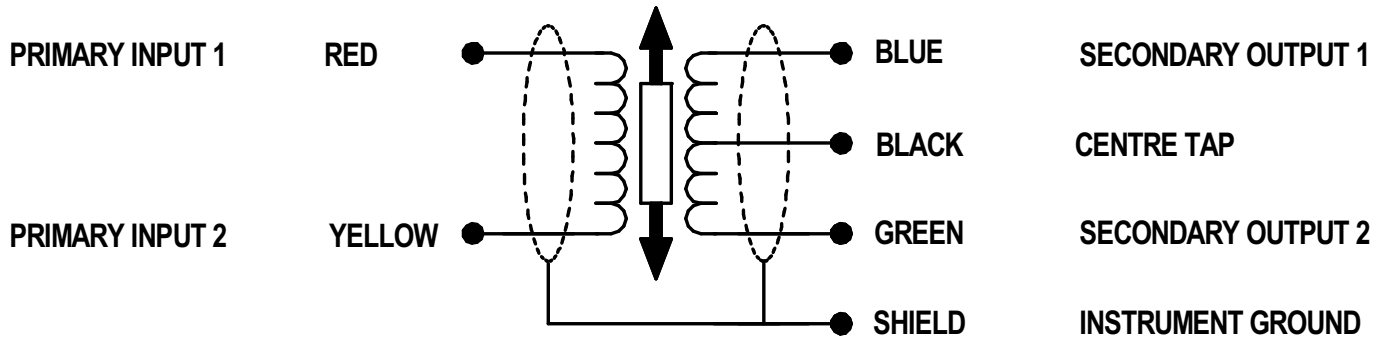
Data Sheet for Linear Sensors

Inductive Linear Transducer

Series EVT

Electrical connection

CONNECTION DETAILS



NOTE : If not used the BLACK wire should be insulated from any other wires or connections including the cable shield.